



**apply innovation**

# CMM cable listings and pin out diagrams

## **H-1000-4053-02-A**

Contact: Product Marketing Team  
CMM Division  
Renishaw plc  
New Mills  
Gloucestershire  
GL12 8JR (UK)  
Tel: +44 (0)1453 524524  
[cmm.products@renishaw.com](mailto:cmm.products@renishaw.com)



**apply innovation**

© 2002 Renishaw. All rights reserved.

Renishaw® is a registered trademark of Renishaw plc.

This document may not be copied or reproduced in whole or in part, or transferred to any other media or language, by any means, without the prior written permission of Renishaw.

The publication of material within this document does not imply freedom from the patent rights of Renishaw plc.

#### **Disclaimer**

Considerable effort has been made to ensure that the contents of this document are free from inaccuracies and omissions. However, Renishaw makes no warranties with respect to the contents of this document and specifically disclaims any implied warranties. Renishaw reserves the right to make changes to this document and to the product described herein without obligation to notify any person of such changes.

#### **Trademarks**

All brand names and product names used in this document are trade names, service marks, trademarks or registered trademarks of their respective owners.

---

## **CONTENTS**

## **Pages**

CMM cables - listings	04 - 09
CMM cables - pin out diagrams	11 - 61

# Renishaw CMM Cable Index.

PL no.	Length	Connectors		Part No.	Information / Where used
	0.15M	Moulded 5 pin DIN plug	Moulded 5 pin DIN plug	A-1016-6440	Straight manual head to machine cable
PL1	0.26 - 0.71M	In-line 5 pin DIN plug	Moulded 5 pin DIN plug	A-1016-0004	Curly manual head to machine cable
PL2	0.41 - 1.27M	In-line 5 pin DIN plug	Moulded 5 pin DIN plug	A-1016-0006	Curly manual head to machine cable
PL3	0.68 - 2.32M	In-line 5 pin DIN plug	Moulded 5 pin DIN plug	A-1016-0012	Curly manual head to machine cable
PL4	4.51M	In-line 5 pin DIN plug	Moulded 5 pin DIN plug	A-1016-0001	Straight manual head to machine cable
PL5	0.40 - 0.80M	In-line LEMO plug	90 degree Tuchel socket	A-1016-7672	Curly motorised head to machine cable
PL6	0.80 - 1.60M	In-line LEMO plug	90 degree Tuchel socket	A-1016-7673	Curly motorised head to machine cable
PL10	0.10M	In-line LEMO plug	In-line 5 pin Din plug	A-1029-0111	Straight machine cable to machine cable
PL12	0.10M	In-line LEMO plug	90 degree Tuchel socket	A-1016-7674	Straight motorised head to machine cable
PL13	0.10 - 0.20M	In-line LEMO plug	90 degree Tuchel socket	A-1016-7675	Curly motorised head to machine cable

# Renishaw CMM Cable Index.

PL no.	Length	Connectors		Part No.	Information / Where used
PL14	0.59 - 1.83M	7 pin Amphenol plug	Moulded 5 pin DIN plug	A-1016-0003	Curly manual head to machine cable
PL15	4.50M	In-line 5 pin DIN plug	Not terminated	A-1004-0110	Straight manual head to machine cable
PL17	0.20M	In-line LEMO plug	Moulded 5 pin DIN plug	A-1023-7024	Straight manual head to machine cable
PL18	0.50M	In-line LEMO plug	Moulded 5 pin DIN plug	A-1023-7025	Curly manual head to machine cable
PL19	5M	IDC socket	IDC Plug	A-1051-0199	ACR1 rack to ACC2 / ACC2-2 cable
PL20	10M	IDC socket	IDC Plug	A-1051-0045	ACR1 rack to ACC2 / ACC2-2 cable
PL21	20M	IDC socket	IDC Plug	A-1051-0102	ACR1 rack to ACC2 / ACC2-2 cable
PL22	0.40M	9 pin 'D' type socket	In-line 5 pin DIN plug	A-1016-0131	PL1 & PL4 to PICS
PL24	5M	9 pin 'D' type socket	9 pin 'D' type plug	A-1016-0121	PICS extension cable
<a href="#">PL25</a>	0.30M	9 pin 'D' type socket	9 pin 'D' type plug	A-1016-0120	PICS cable, interface to controller

# Renishaw CMM Cable Index.

PL no.	Length	Connectors		Part No.	Information / Where used
PL27	0.225M	Moulded 5 pin DIN plug	Moulded 5 pin DIN plug	A-1016-6370	Curly manual head to machine cable
PL28	0.275M	Franz binder plug	Moulded 5 pin DIN plug	A-1016-6386	Manual head to Franz binder connector
PL29	0.74M	Moulded 5 pin DIN plug	Moulded 5 pin DIN plug	A-1016-6420	Curly manual head to machine cable
PL31	0.3M	In-line LEMO plug	Moulded 5 pin DIN plug	A-1049-8025	Curly manual head to machine cable
PL33	3M	In-line LEMO's	90 degree Tuchel socket	A-1023-7055/6	Motorised head to machine cable, LEMO's SUPPLIED LOOSE
PL37	0.50M	7 pin DIN plug	7 pin DIN plug	A-1054-0003	Probe signal cable
PL38	25M	Micro 'D' socket	15 pin high density 'D' type plug	A-1016-7625	Multi-wire probe signal cable, 'D' CONNECTOR SUPPLIED LOOSE
PL40	30M	IDC socket	IDC Plug	A-1054-0002	ACR1 rack to ACC2 / ACC2-2 cable
PL42	15M	Micro 'D' socket	15 pin high density 'D' type plug	A-1016-7624	Multi-wire probe signal cable, 'D' CONNECTOR SUPPLIED LOOSE
PL44	8M	Micro 'D' socket	15 pin high density 'D' type plug	A-1016-7627	Multi-wire probe signal cable, 'D' CONNECTOR SUPPLIED LOOSE

# Renishaw CMM Cable Index.

PL no.	Length	Connectors		Part No.	Information / Where used
PL45	1.90M	Micro 'D' socket	15 pin high density 'D' type plug	A-1016-7629	Multi-wire probe signal cable, 'D' CONNECTOR SUPPLIED LOOSE
PL46	3.70M	Micro 'D' socket	15 pin high density 'D' type plug	A-1016-7628	Multi-wire probe signal cable, 'D' CONNECTOR SUPPLIED LOOSE
PL56	12M	Micro 'D' socket	15 pin high density 'D' type plug	A-1016-7617	Multi-wire probe signal cable, 'D' CONNECTOR SUPPLIED LOOSE
PL63	5M	6 pin mini DIN plug	6 pin mini DIN plug	A-1016-7630	SCR200 to PI200 cable
PL64	10M	6 pin mini DIN plug	6 pin mini DIN plug	A-1016-7631	SCR200 to PI200 cable
PL65	15M	6 pin mini DIN plug	6 pin mini DIN plug	A-1016-7632	SCR200 to PI200 cable
PL69	10.50M	15 pin high density 'D' type socket	15 pin high density 'D' type plug	A-1016-7640	Multi-wire extension cable
PL70	2M	15 pin Hi density 'D' 15 pin Hi density 'D'	9 pin 'D' type 9 pin 'D' type	A-1016-7634	PI200 'hydra' connection cable
PL75	1.60M	15 pin high density 'D' type socket	15 pin high density 'D' type plug	A-1016-7644	Multi-wire extension cable

# Renishaw CMM Cable Index.

PL no.	Length	Connectors		Part No.	Information / Where used
PL76	1.10M	9 pin 'D' type skt. 9 pin 'D' type plug	9 pin 'D' type skt.	A-1016-7643	PICS 'T' cable
PL82	5.10M	'Hirose' type plug	15 pin high density	A-1016-7648	Multi-wire SP600 probe signal to AC1 or AC2 counter card
PL93	0.10M	In-line LEMO plug	In-line Tuchel	A-1016-7676	Straight motorised head to machine cable
PL97	0.26M	6 pin mini DIN x 2	6 pin mini DIN	A-1016-7670	SCR200 rack to PI200 cable enabling dual rack use with one PI200
PL101	0.50M	15 pin 'D' type socket	15 pin 'D' type plug	A-1016-7662	Interface cable
PL104	30M	15 pin 'D' type socket	Not terminated	A-2150-0481	PHS1 power cable
PL105	30M	15 pin 'D' type socket	Not terminated	A-2150-0482	PHS1 communication cable
PL106	30M	15 pin 'D' type socket	Not terminated	A-2150-0483	PHS1 probe signal cable
PL107	30M	15 pin 'D' type socket	Not terminated	A-2150-0484	PHS1 over-travel cable
PL112	0.30M	9 pin 'D' type skt. 9 pin 'D' type plug	26 pin 'D' type skt.	A-2172-0004	PICS adapter cable

# Renishaw CMM Cable Index.

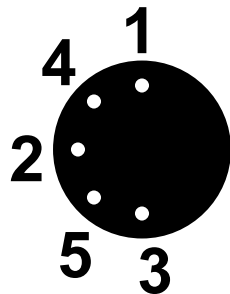
PL no.	Length	Connectors		Part No.	Information / Where used
PL113	0.30M	9 pin 'D' type connector	26 pin 'D' type connector	A-2172-0005	Over-travel adapter cable
PLM6	6M	15 pin 'D' type connector	Not terminated	A-1016-7564	Machine cable, LEMO CHASSIS SOCKET SUPPLIED LOOSE
PLM7	4M	15 pin 'D' type connector	Not terminated	A-1016-7563	Machine cable, LEMO CHASSIS SOCKET SUPPLIED LOOSE
PLM8	6M	15 pin 'D' type connector	In-line LEMO socket	A-1016-7677	Machine cable
PLM9	4M	15 pin 'D' type connector	In-line LEMO socket	A-1016-7678	Machine cable




# Manual Cable Assembly A-1016-6440

End 'A'

End 'B'

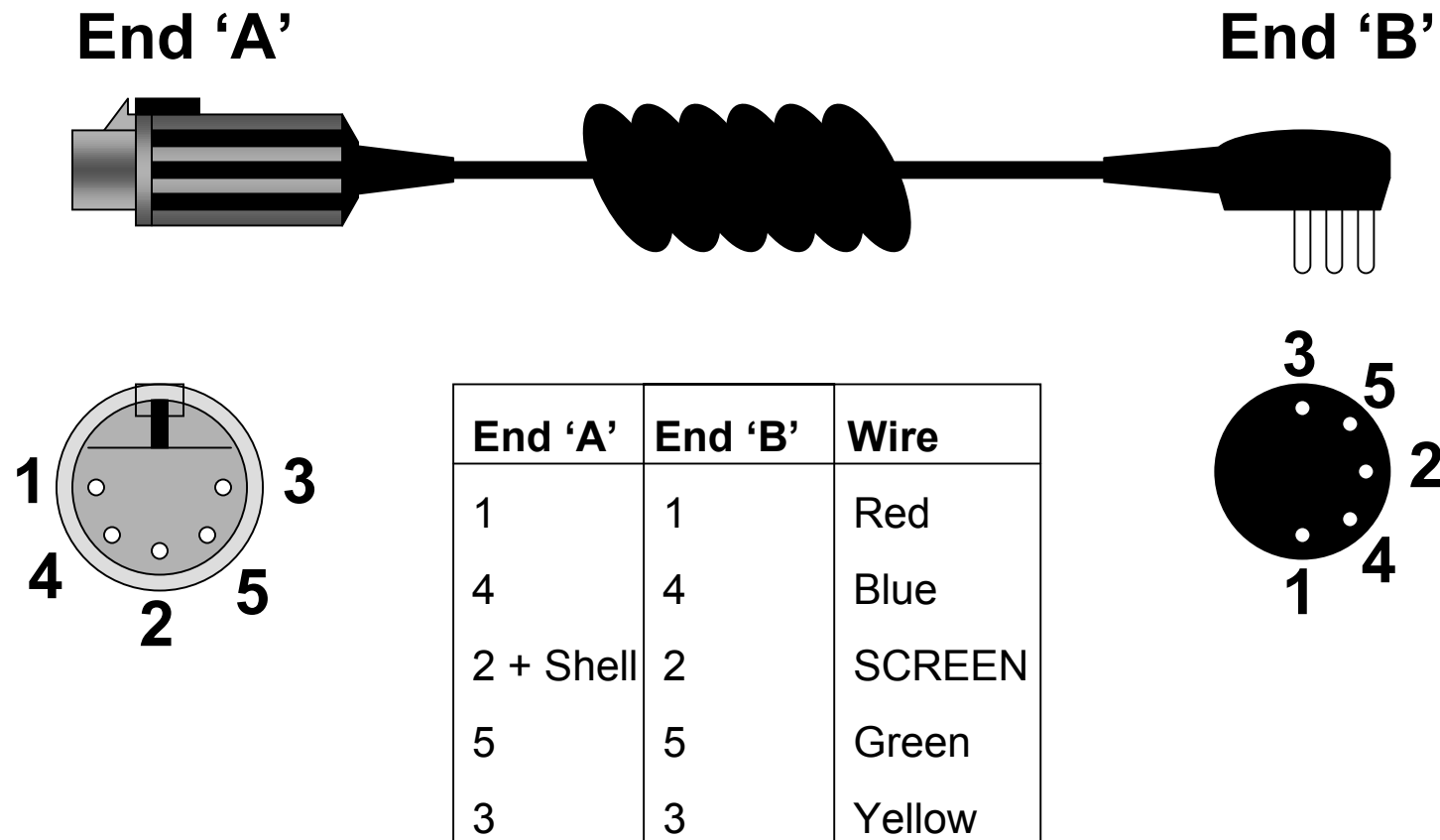


End 'A'	End 'B'	Wire
1	1	Red
4	4	Blue
2	2	SCREEN
5	5	Green
3	3	Yellow



# PL1 Cable Assembly

## A-1016-0004



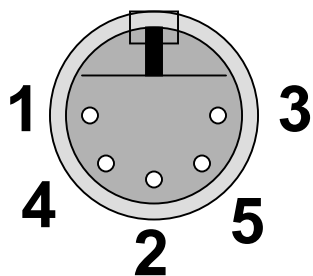
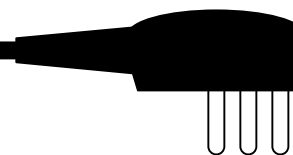
# PL2 Cable Assembly

## A-1016-0006


End 'A'



End 'B'

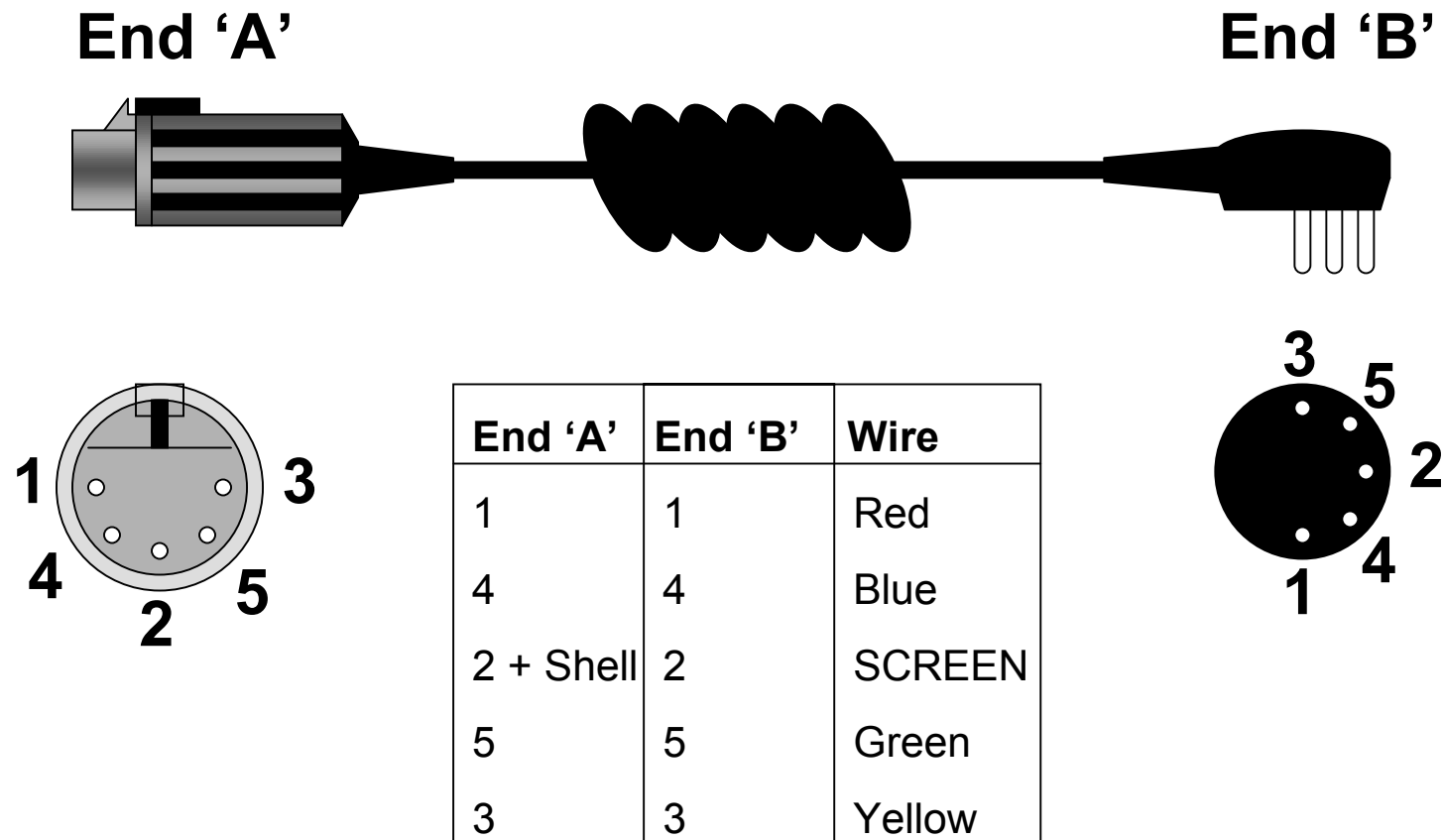


End 'A'	End 'B'	Wire
1	1	Red
4	4	Blue
2 + Shell	2	SCREEN
5	5	Green
3	3	Yellow



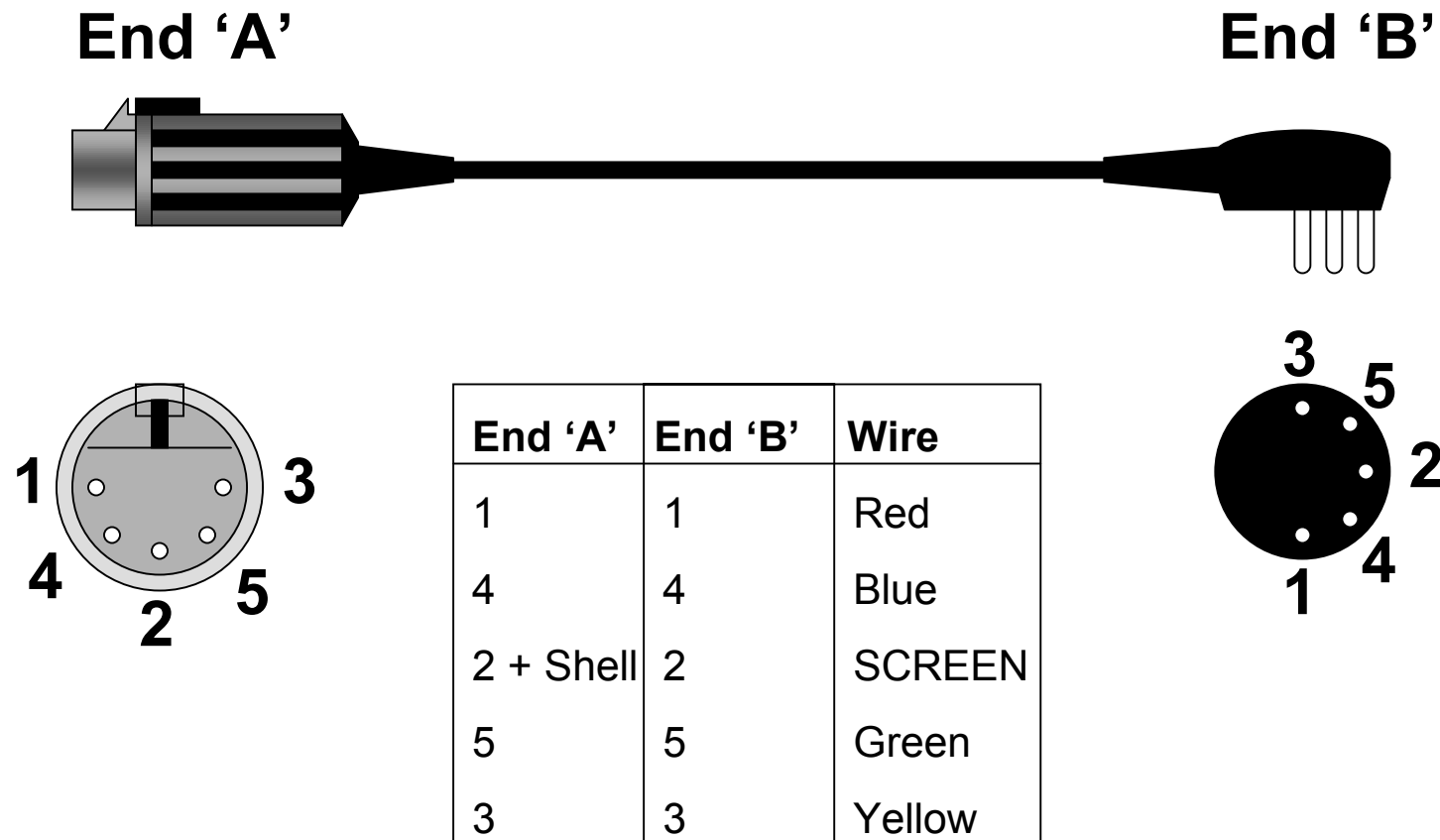
# PL3 Cable Assembly

## A-1016-0012




# PL4 Cable Assembly

## A-1016-0001

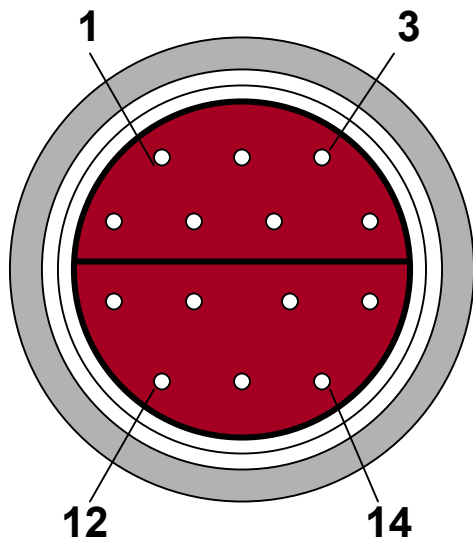


# PL5 Cable Assembly

## A-1016-7672

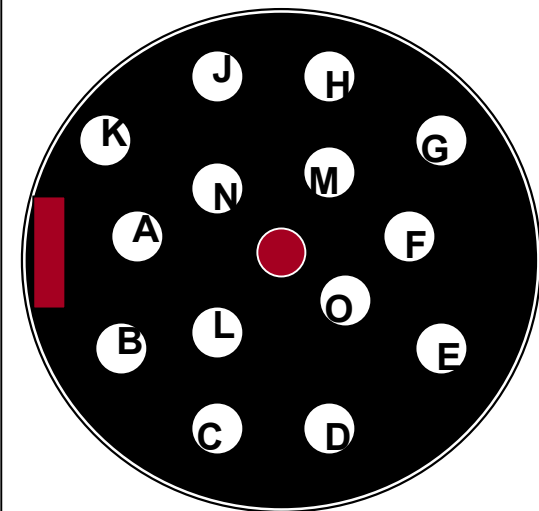


**End 'A'**




Wire	End 'A'	End 'B'
SCREEN	11	N and O
Violet	9	A
Black	10	B
Brown	3	C
Red	2	D
Yellow	1	E
Blue	8	F
Orange	12	G
White	5	H
Turquoise	13	J
Pink	14	K
Green	6	L
Grey	4	M
-----	Link 7 and 4 with item 12	

**End 'B'**

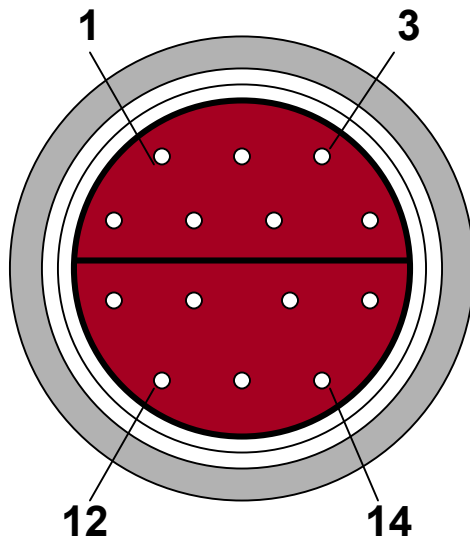


# PL6 Cable Assembly

## A-1016-7673

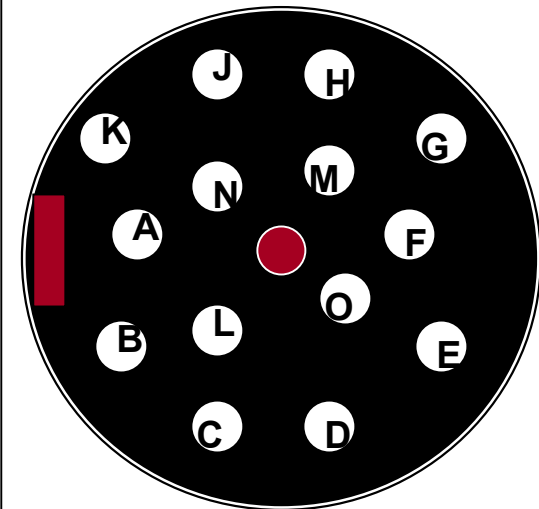


**End 'A'**



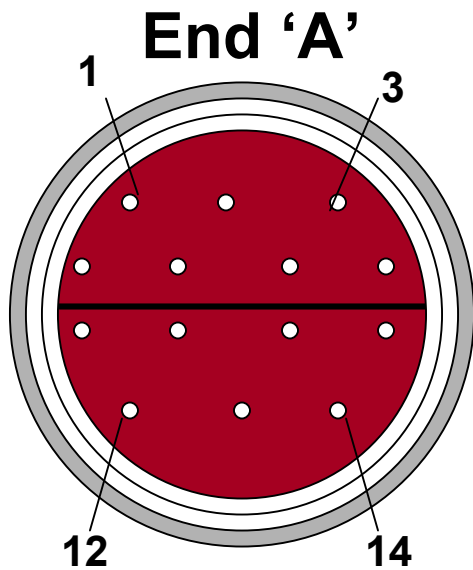
Wire	End 'A'	End 'B'
SCREEN	11	N and O
Violet	9	A
Black	10	B
Brown	3	C
Red	2	D
Yellow	1	E
Blue	8	F
Orange	12	G
White	5	H
Turquoise	13	J
Pink	14	K
Green	6	L
Grey	4	M
-----	Link 7 and 4 with item 12	

**End 'B'**

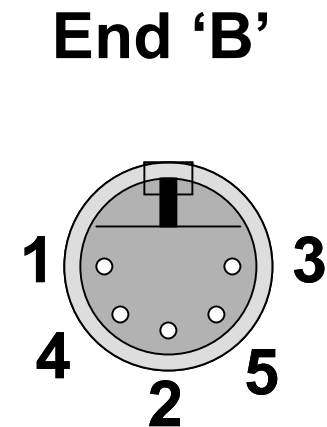


# PL10 Cable Assembly

## A-1029-0111



Wire	End 'A'	End 'B'
SCREEN	11	2
Violet		
Black		
Brown		
Red	7	1
Yellow	13	3
Blue	10	4
Orange		
White		
Turquoise		
Pink		
Green	9	5
Grey		
-----		



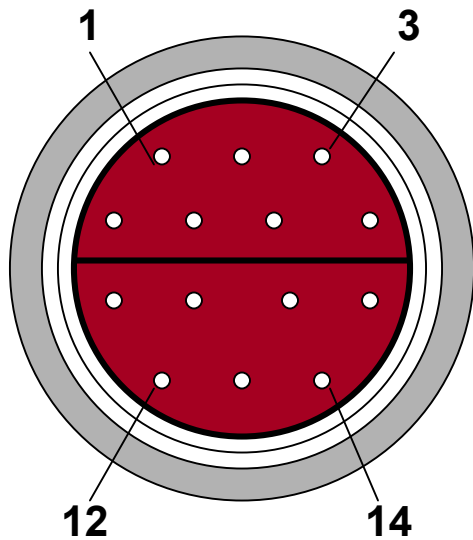


# PL12 Cable Assembly

## A-1016-7674

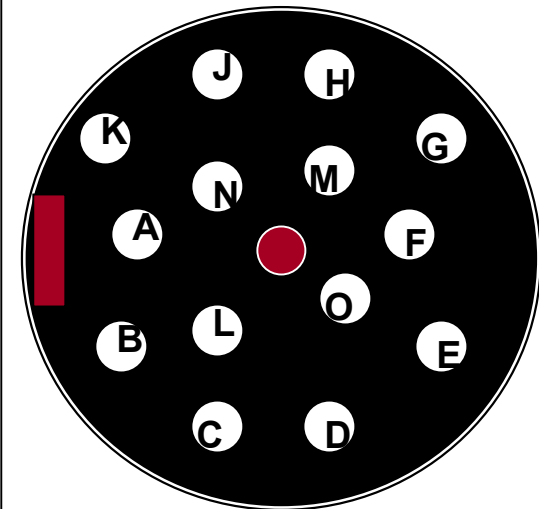


**End 'A'**




Wire	End 'A'	End 'B'
SCREEN	11	N and O
Violet	9	A
Black	10	B
Brown	3	C
Red	2	D
Yellow	1	E
Blue	8	F
Orange	12	G
White	5	H
Turquoise	13	J
Pink	14	K
Green	6	L
Grey	4	M
-----	Link 7 and 4 with item 12	

**End 'B'**

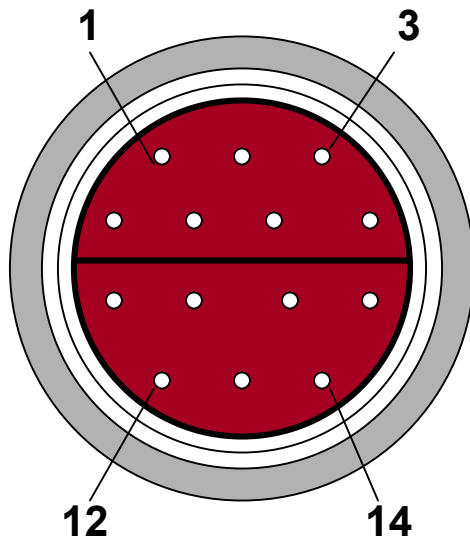


# PL13 Cable Assembly

## A-1016-7675

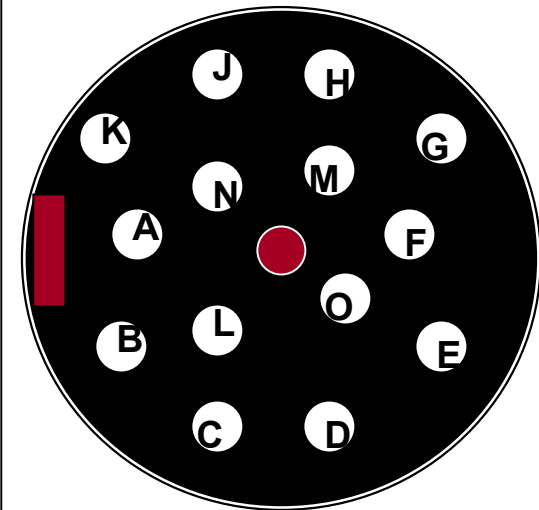


**End 'A'**



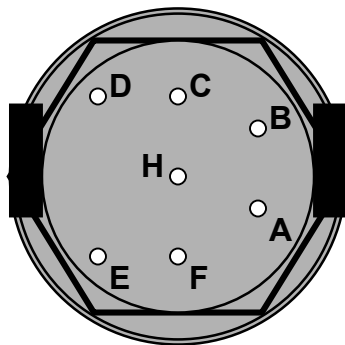
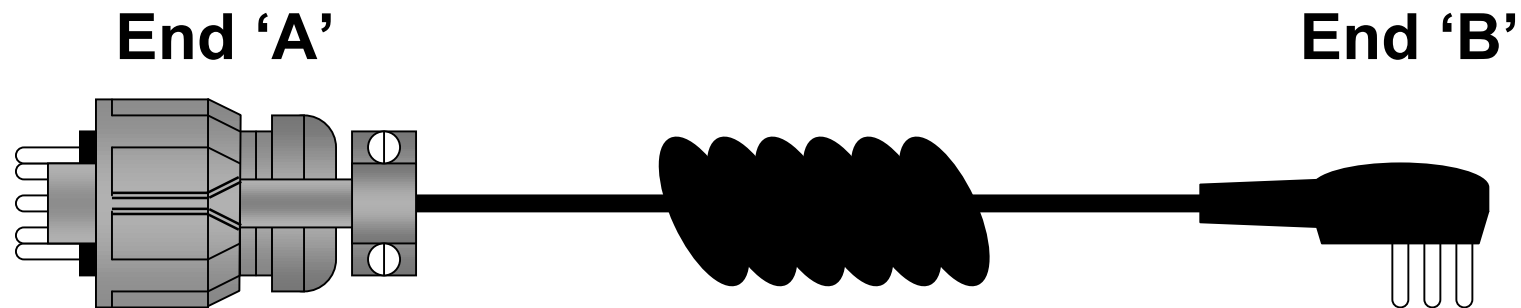
Wire	End 'A'	End 'B'
SCREEN	11	N and O
Violet	9	A
Black	10	B
Brown	3	C
Red	2	D
Yellow	1	E
Blue	8	F
Orange	12	G
White	5	H
Turquoise	13	J
Pink	14	K
Green	6	L
Grey	4	M
-----	Link 7 and 4 with item 12	

**End 'B'**




# PL14 Cable Assembly

## A-1016-0003



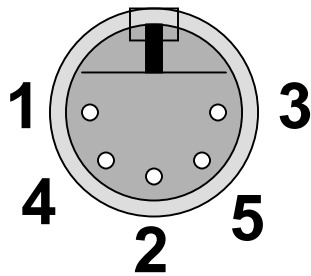
End 'A'	End 'B'	Wire
Link E & F	1	Red
C	4	Blue
A	2	SCREEN
B	5	Green
D	3	Yellow



# PL15 Cable Assembly

## A-1004-0110

End 'A'



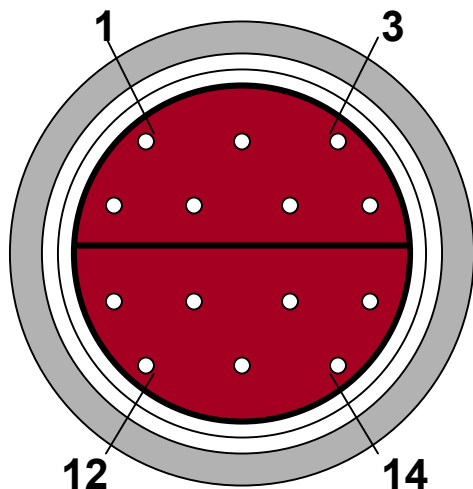
End 'A'	Wire
1	Red
4	Blue
2 + Shell	SCREEN
5	Green
3	Yellow

# PL17 Cable Assembly

## A-1023-7024




**End 'A'**



Wire	End 'A'	End 'B'
SCREEN	11	2
Violet		
Black		
Brown		
Red	7	1
Yellow	13	3
Blue	10	4
Orange		
White		
Turquoise		
Pink		
Green	9	5
Grey		
-----		

**End 'B'**

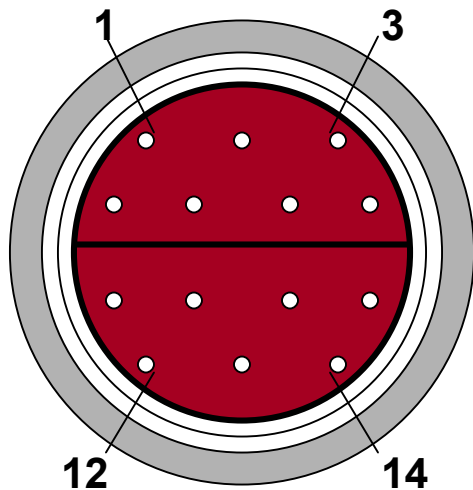


# PL18 Cable Assembly

## A-1023-7025




**End 'A'**




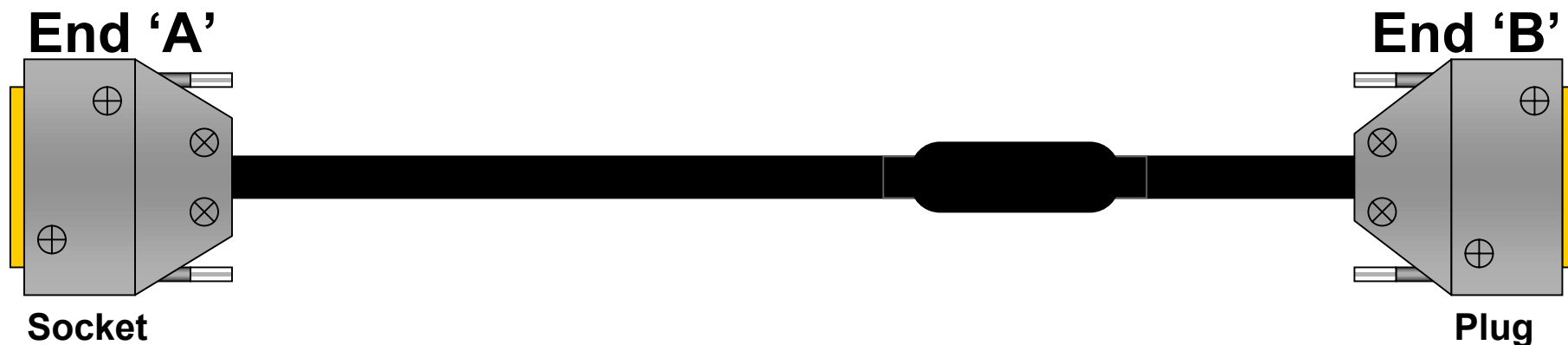
Wire	End 'A'	End 'B'
Screen	11	2
Violet		
Black		
Brown		
Red	7	1
Yellow	13	3
Blue	10	4
Orange		
White		
Turquoise		
Pink		
Green	9	5
Grey		
-----		

**End 'B'**

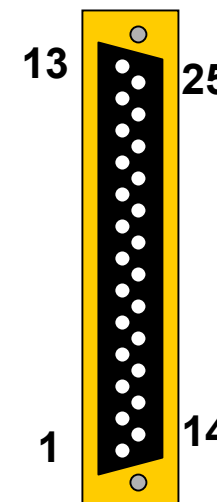


# PL19 Cable Assembly

## A-1051-0199

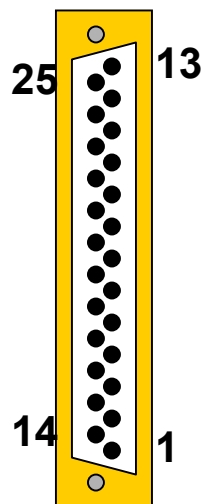
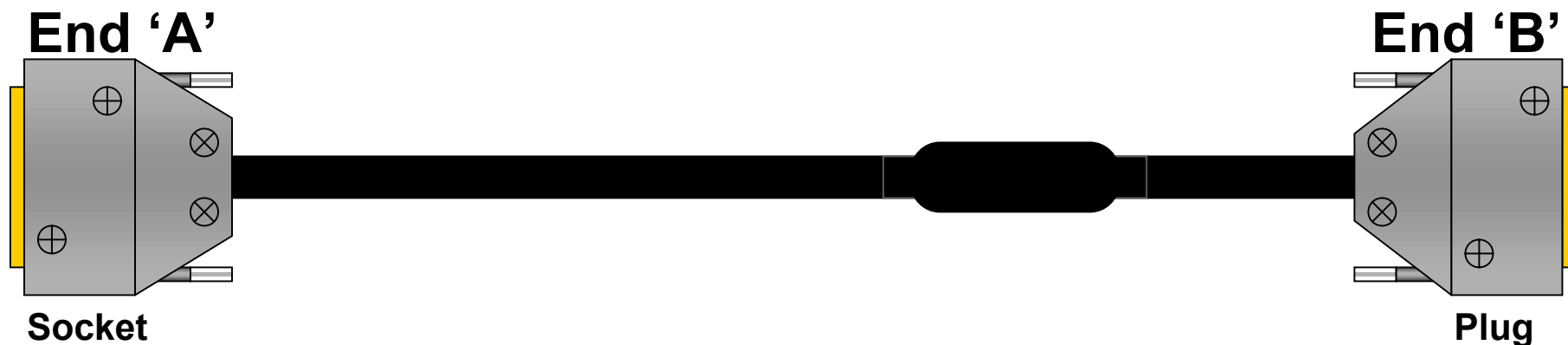


<b>All connections are pin to pin.</b>
<b>Pin1 wire colour is Red/Grey.</b>
<b>All other wires are grey ribbon cable with foil &amp; braided screen connected to the 'D' hoods.</b>

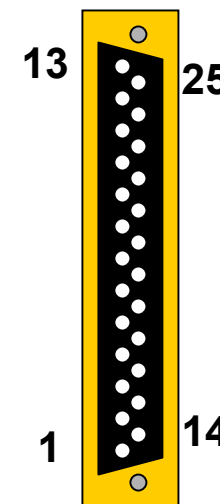


# PL20 Cable Assembly

## A-1051-0045




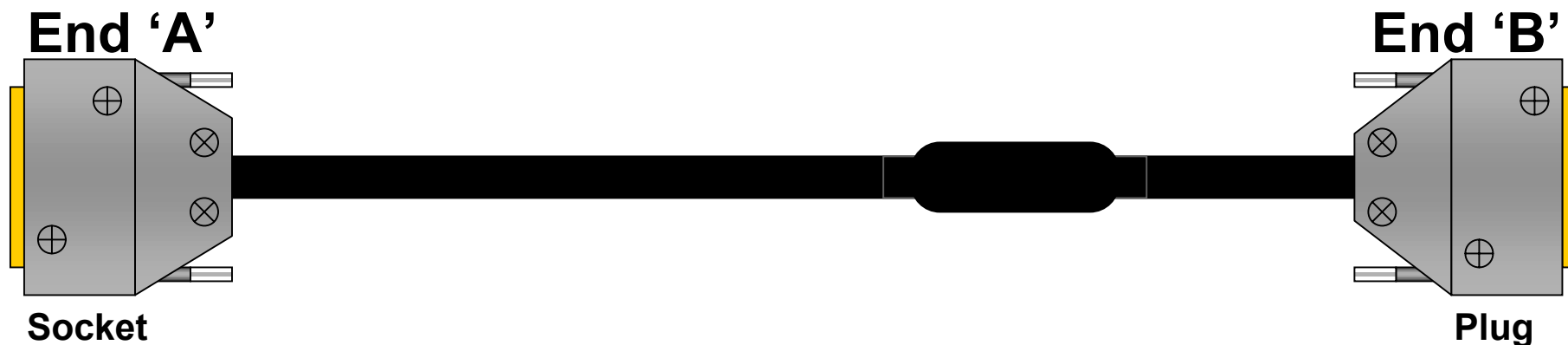
All connections are pin to pin.
Pin1 wire colour is Red/Grey.
All other wires are grey ribbon cable with foil & braided screen connected to the 'D' hoods.



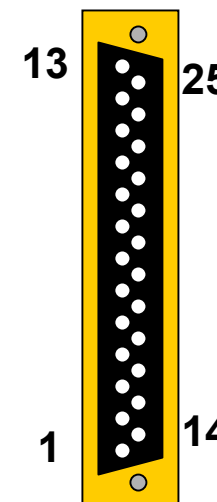


# PL21 Cable Assembly

## A-1051-0102



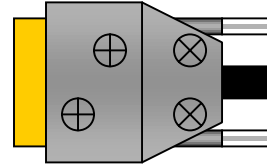
<b>All connections are pin to pin.</b>
<b>Pin1 wire colour is Red/Grey.</b>
<b>All other wires are grey ribbon cable with foil &amp; braided screen connected to the 'D' hoods.</b>



# PL22 Cable Assembly


## A-1016-0131

End 'A'

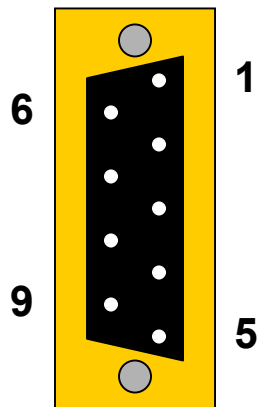


Plug

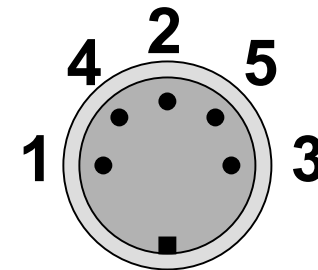
End 'B'



Socket

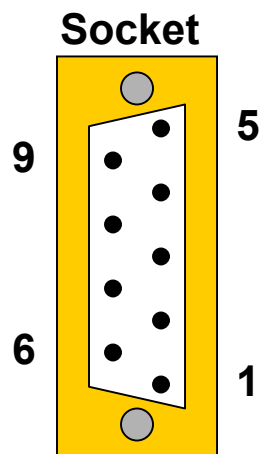


End 'A'	Wire	End 'B'
1 & 6		Shell & 2
Shell	SCREEN	Shell
4 & 8	Yellow	3
9	Green	5
5	Blue	4
3	Red	1



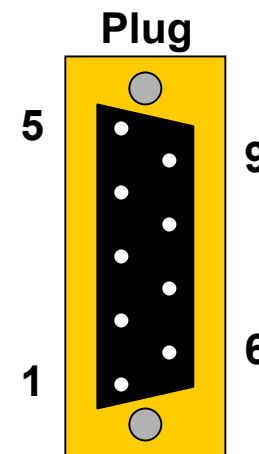
# PL24 Cable Assembly

## A-1016-0121



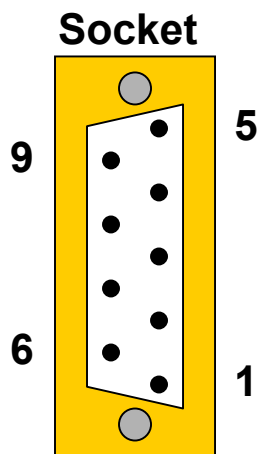

End 'A'	Wire	End 'B'
1	Black	1
2	Brown	2
3	Violet	3
4	Orange	4
5	Red	5
6	Yellow	6
7	Blue	7
8	Green	8
9	White	9
Shell	SCREEN	Shell

Pink not used. cut back at both ends.



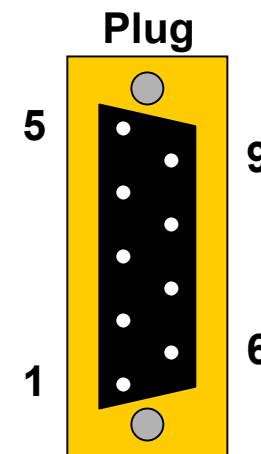
# PL25 Cable Assembly

## A-1016-0120



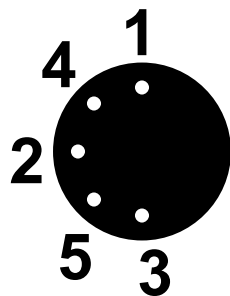
End 'A'	Wire	End 'B'
1	Black	1
2	Brown	2
3	Violet	3
4	Orange	4
5	Red	5
6	Yellow	6
7	Blue	7
8	Green	8
9	White	9
Shell	SCREEN	Shell

Pink not used. cut back at both ends.




# PL27 Cable Assembly

## A-1016-6370

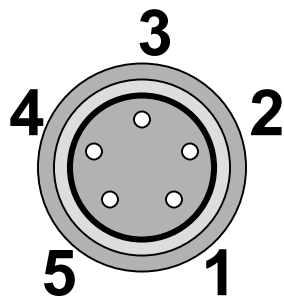


End 'A'	End 'B'	Wire
1	1	Red
4	4	Blue
2	2	SCREEN
5	5	Green
3	3	Yellow




# PL28 Cable Assembly

## A-1016-6386

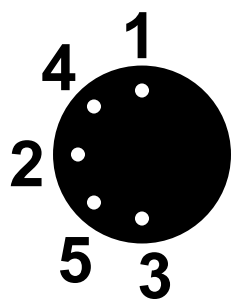


End 'A'	End 'B'	Wire
1	1	Red
4	4	Blue
2	2	SCREEN
5	5	Green
3	3	Yellow




# PL29 Cable Assembly

## A-1016-6420



End 'A'	End 'B'	Wire
1	1	Red
4	4	Blue
2	2	SCREEN
5	5	Green
3	3	Yellow

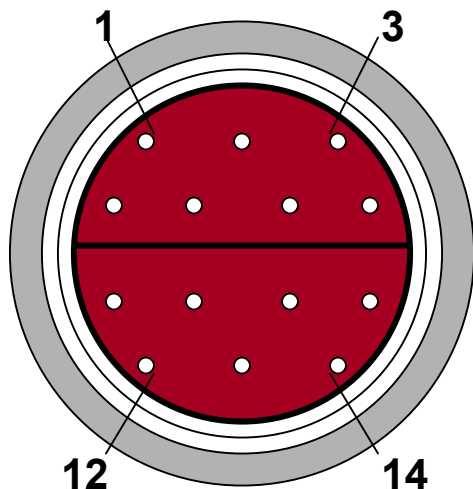


# PL31 Cable Assembly

## A-1049-8025




**End 'A'**



Wire	End 'A'	End 'B'
SCREEN	11	2
Violet		
Black		
Brown		
Red	7	1
Yellow	13	3
Blue	10	4
Orange		
White		
Turquoise		
Pink		
Green	9	5
Grey		
-----		

**End 'B'**

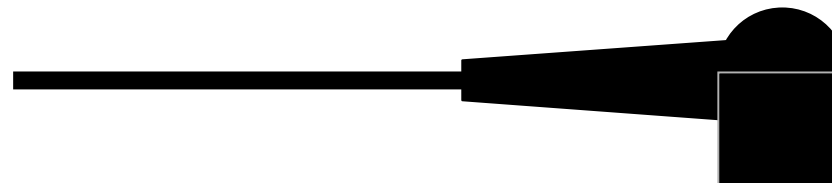






# PL33 Cable Assembly

**A-1023-7055 (Cable Kit)**

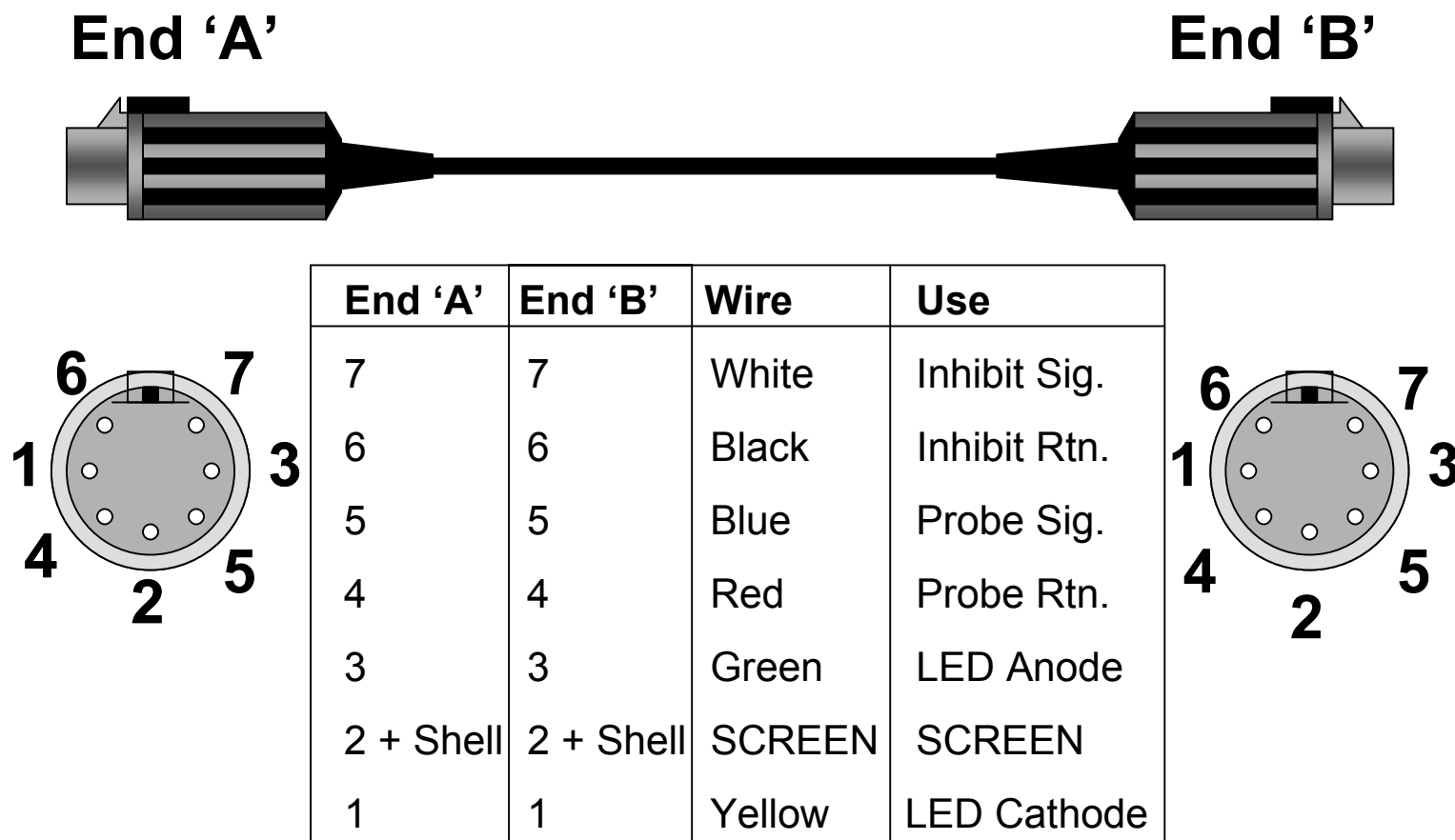
**A-1023-7056 (Cable)**



**NOTE:** Cable supplied un-terminated & LEMO connectors supplied loose under these part numbers.

# PL37 Cable Assembly

## A-1054-0003

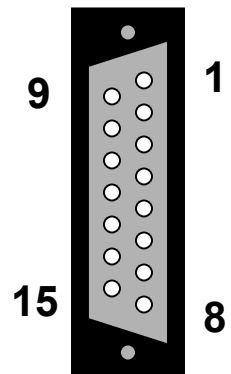


# PL38 Cable Assembly

## A-1016-7625

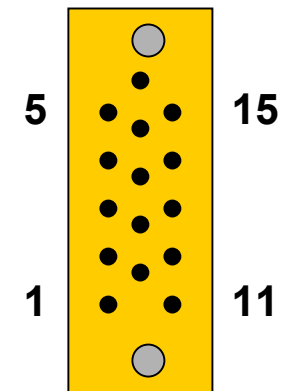
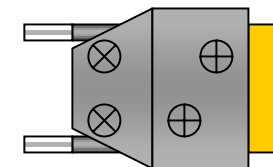


**Micro 'D'**




Wire	Pin No. 's
Brown	1
SCREEN	2 & Jack posts
Green	3
Violet	4
Yellow	5
Red	6
Blue	7
White	8
Coax SCREEN	9
Coax Inner	10
Orange	11
Blue/White	12
Grey	13
Black/White	14
Brown/White	15

**15 pin HD 'D' type plug supplied loose**



# PL40 Cable Assembly

## A-1054-0002

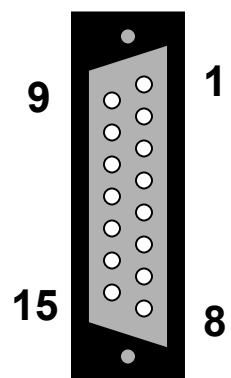


# PL42 Cable Assembly

## A-1016-7624

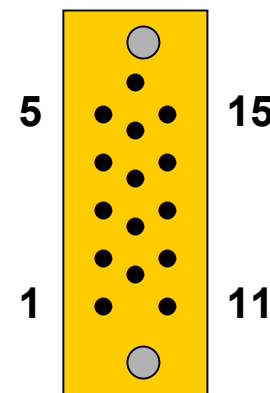
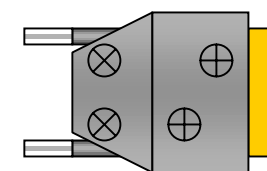


**Micro 'D'**



Wire	Pin No. 's
Brown	1
SCREEN	2 & Jack posts
Green	3
Violet	4
Yellow	5
Red	6
Blue	7
White	8
Coax SCREEN	9
Coax Inner	10
Orange	11
Blue/White	12
Grey	13
Black/White	14
Brown/White	15

**15 pin HD 'D' type plug supplied loose**

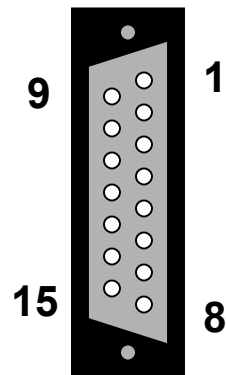


# PL44 Cable Assembly

## A-1016-7627

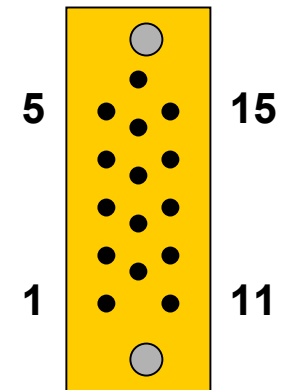
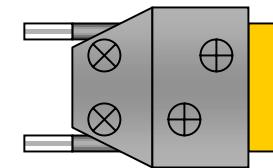


**Micro 'D'**



Wire	Pin No. 's
Brown	1
SCREEN	2 & Jack posts
Green	3
Violet	4
Yellow	5
Red	6
Blue	7
White	8
Coax SCREEN	9
Coax Inner	10
Orange	11
Blue/White	12
Grey	13
Black/White	14
Brown/White	15

**15 pin HD 'D' type plug supplied loose**

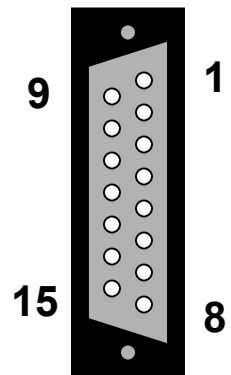


# PL45 Cable Assembly

## A-1016-7629

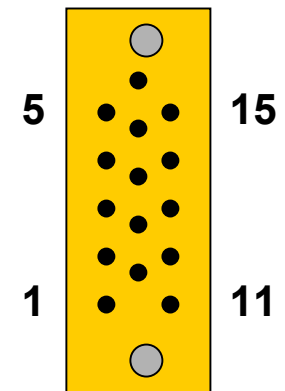
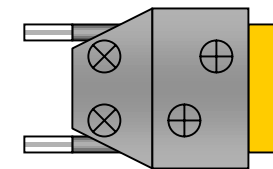


**Micro 'D'**



Wire	Pin No. 's
Brown	1
SCREEN	2 & Jack posts
Green	3
Violet	4
Yellow	5
Red	6
Blue	7
White	8
Coax SCREEN	9
Coax Inner	10
Orange	11
Blue/White	12
Grey	13
Black/White	14
Brown/White	15

**15 pin HD 'D' type plug supplied loose**

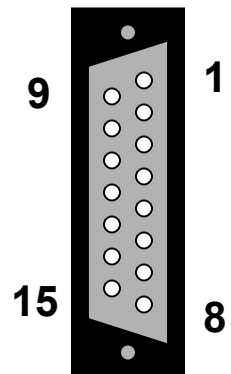


# PL46 Cable Assembly

## A-1016-7628

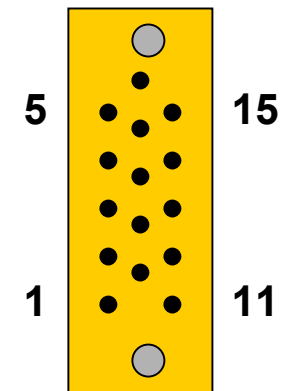
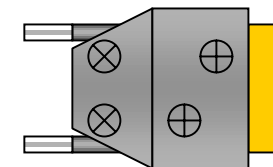


**Micro 'D'**



Wire	Pin No. 's
Brown	1
SCREEN	2 & Jack posts
Green	3
Violet	4
Yellow	5
Red	6
Blue	7
White	8
Coax SCREEN	9
Coax Inner	10
Orange	11
Blue/White	12
Grey	13
Black/White	14
Brown/White	15

**15 pin HD 'D' type plug supplied loose**



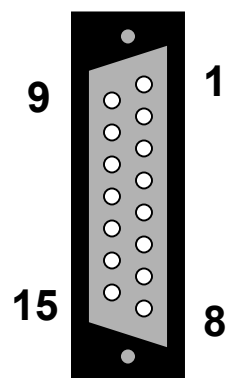


# PL56 Cable Assembly

## A-1016-7617

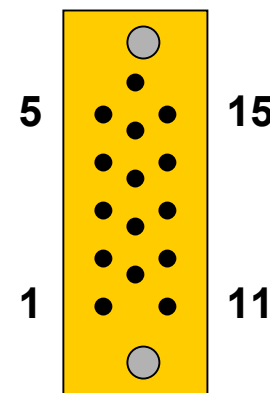
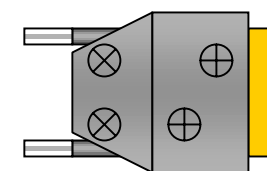


**Micro 'D'**



Wire	Pin No. 's
Brown	1
SCREEN	2 & Jack posts
Green	3
Violet	4
Yellow	5
Red	6
Blue	7
White	8
Coax SCREEN	9
Coax Inner	10
Orange	11
Blue/White	12
Grey	13
Black/White	14
Brown/White	15

**15 pin HD 'D' type plug supplied loose**

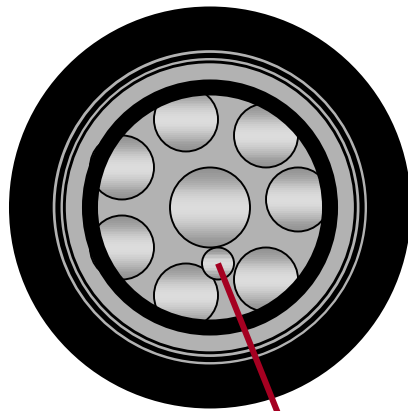


# PL63 Cable Assembly

## A-1016-7630

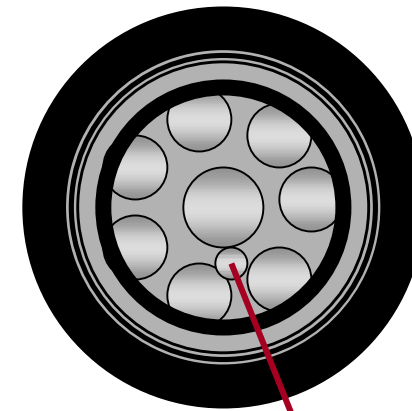
End 'A'

End 'B'



**Drain wire**

End 'A'	End 'B'	Wire
1	1	Red
2	2	Blue
3	3	Green
4	4	Yellow
5	5	White
6	6	Black
Shell	Shell	SCREEN



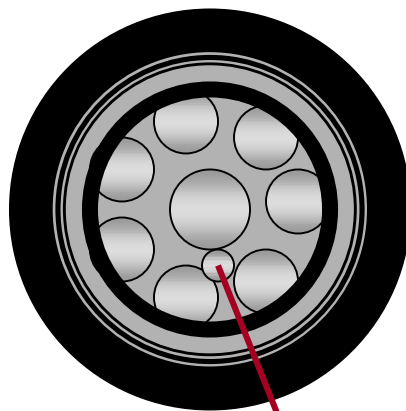
**Drain wire**

# PL64 Cable Assembly

## A-1016-7631

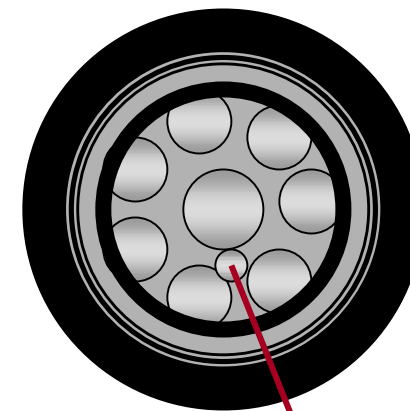
End 'A'

End 'B'



**Drain wire**

End 'A'	End 'B'	Wire
1	1	Red
2	2	Blue
3	3	Green
4	4	Yellow
5	5	White
6	6	Black
Shell	Shell	SCREEN



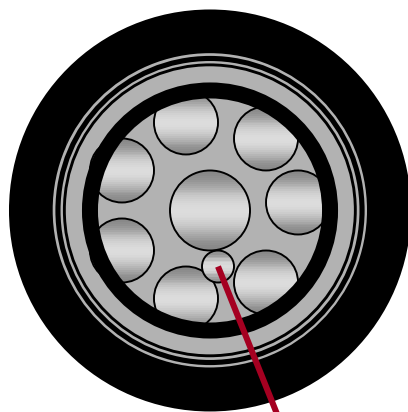
**Drain wire**

# PL65 Cable Assembly

## A-1016-7632

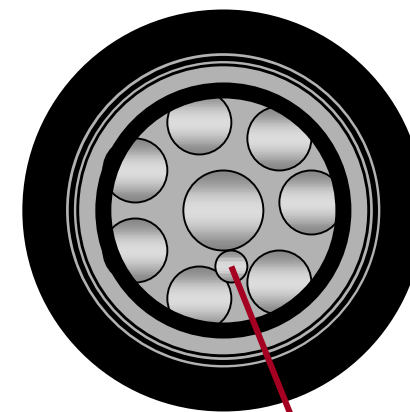
End 'A'

End 'B'



**Drain wire**

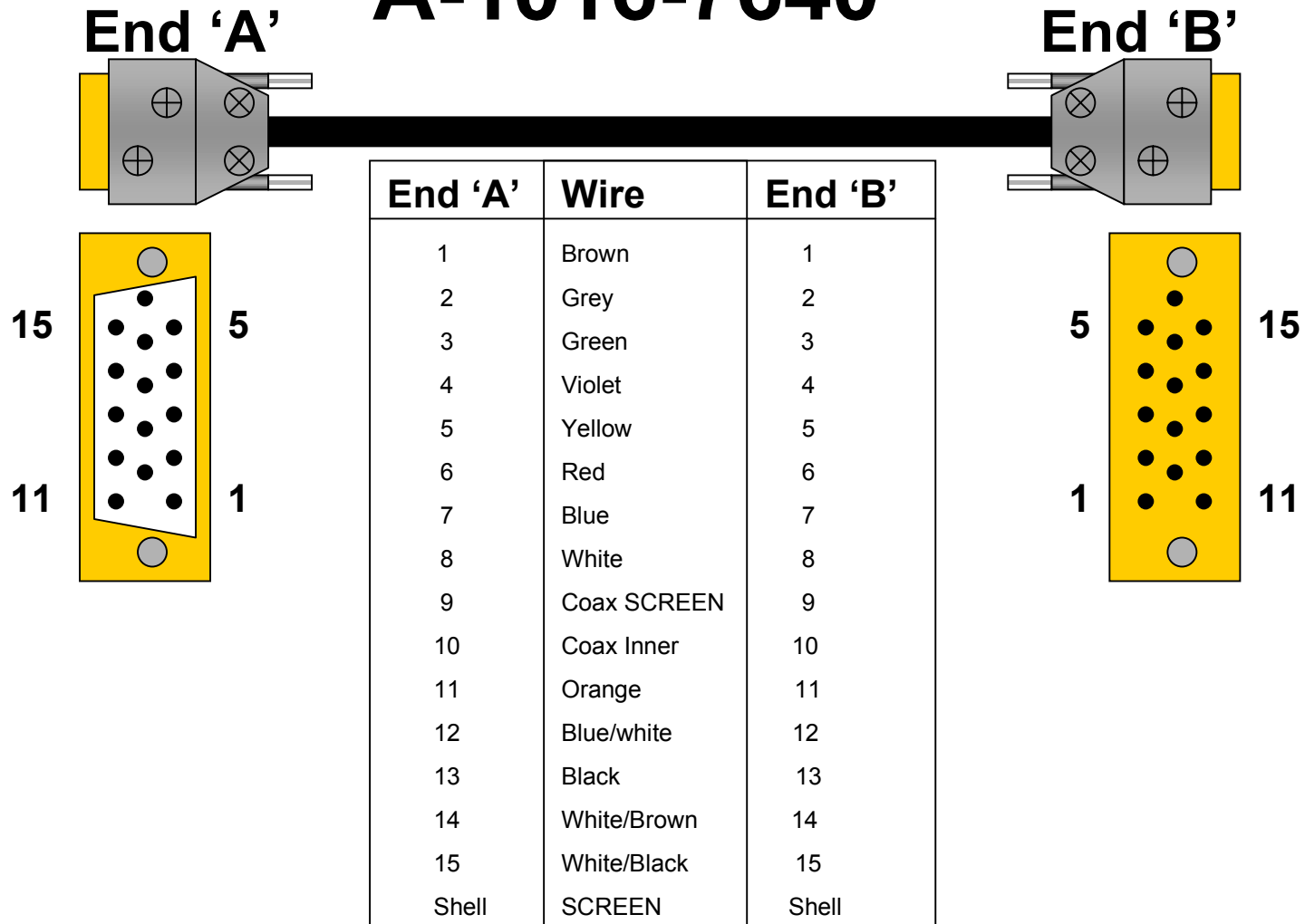
End 'A'	End 'B'	Wire
1	1	Red
2	2	Blue
3	3	Green
4	4	Yellow
5	5	White
6	6	Black
Shell	Shell	SCREEN



**Drain wire**

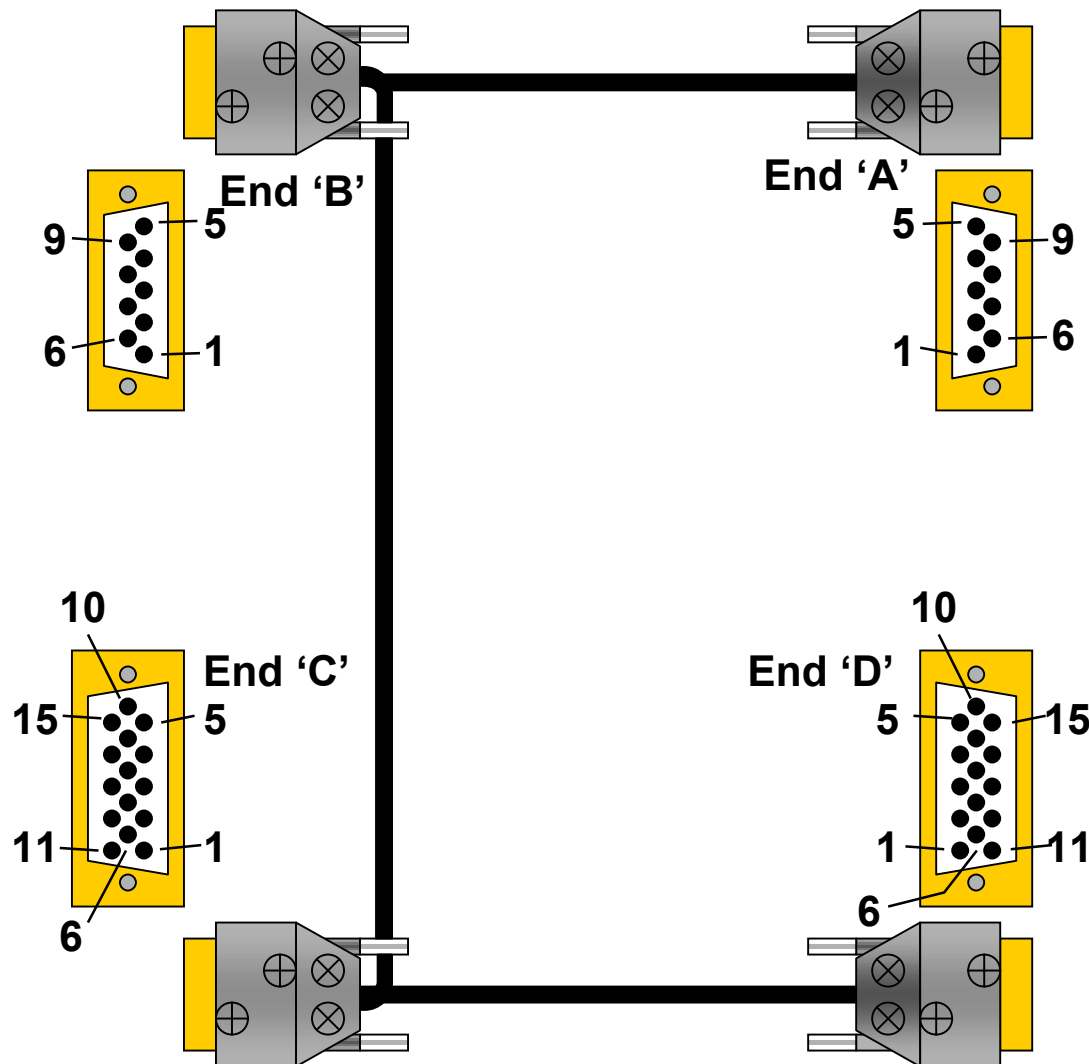
# PL69 Cable Assembly

## A-1016-7640



# PL70 Cable Assembly

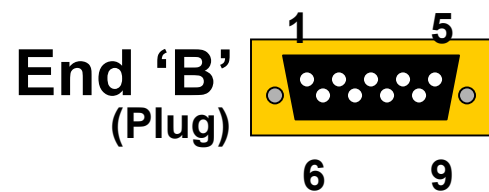

## A-1016-7634



End/Pin no.	Wire	End/Pin no.
A1	Black	B1
A2	Brown	B2
A3	Violet	B3
A4	Orange	B4
A5	Red	C13
A6	White	B6
A7	Yellow	B7
A9	Blue	C3
A8	Green	B8
C1	Grey	D1
C3	Blue (2 off)	A9/D3
C4	Yellow	D4
C5	White	D5
C6	Orange	D6
C7	Green	D7
C8	Red	D8
C9	Coax Outer	D9
C10	Coax Core	D10
C11	Violet	D11
C13	Red	A5
C14	Brown	D14
C15	Black	D15

# PL76 Cable Assembly

## A-1016-7643



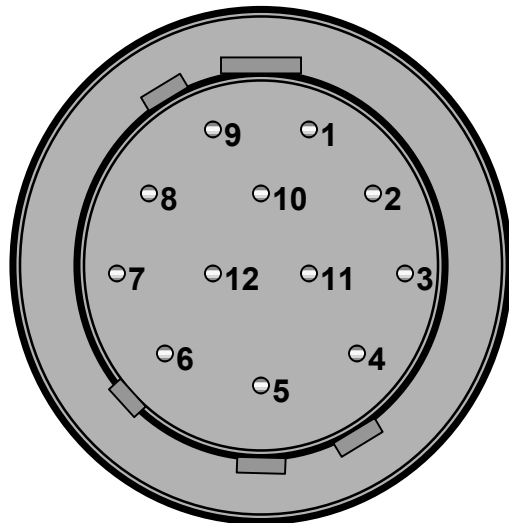
End 'A'	Wire Colour	End 'B'	Wire	End 'C'
1	White	1	Black	1
2	White	2	Brown	2
3	White	3	Violet	3
4	-----	4	-----	4
5	White	5	Red	5
6	White	6	Yellow	6
7	White	7	Blue	7
8	White	8	Green	8
9	White	9	White	9
			Orange & Pink not used.	

# PL82 Cable Assembly

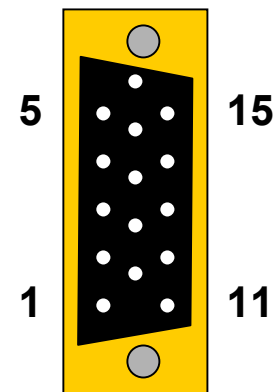
## A-1016-7648



**End 'A'**



**End 'B'**



End 'A'	Wire	End 'B'
1	Brown	1
10	Grey	2
3	Green	3
4	Violet	4
5	Yellow	5
6	Red	6
7	Blue	7
8	White	8
11	Coax SCREEN	9
12	Coax Inner	10
9	Orange	11
2	Blue/White	12
Shell	SCREEN	Shell

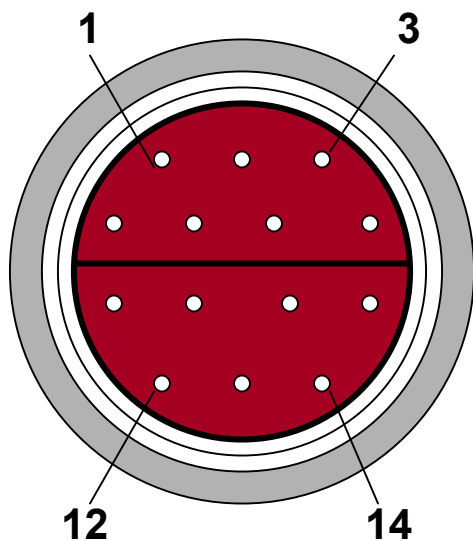


# PL93 Cable Assembly

## A-1016-7676

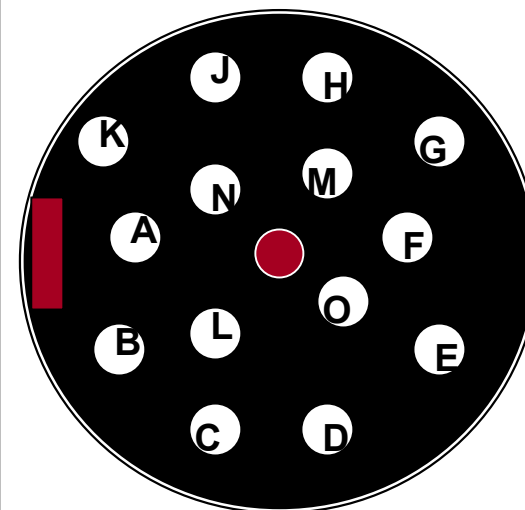


**End 'A'**



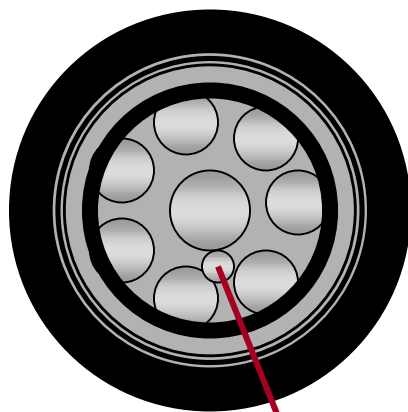
Wire	End 'A'	End 'B'
SCREEN	11	N and O
Violet	9	A
Black	10	B
Brown	3	C
Red	2	D
Yellow	1	E
Dark Blue	8	F
Orange	12	G
White	5	H
Green/White	13	J
Dark Green	14	K
Blue/White	6	L
Grey	4	M
-----	Link 7 and 4 with item 12	

**End 'B'**



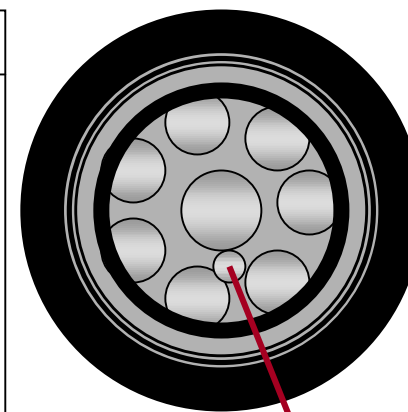
# PL97 Cable Assembly

## A-1016-7670



**Drain wire**

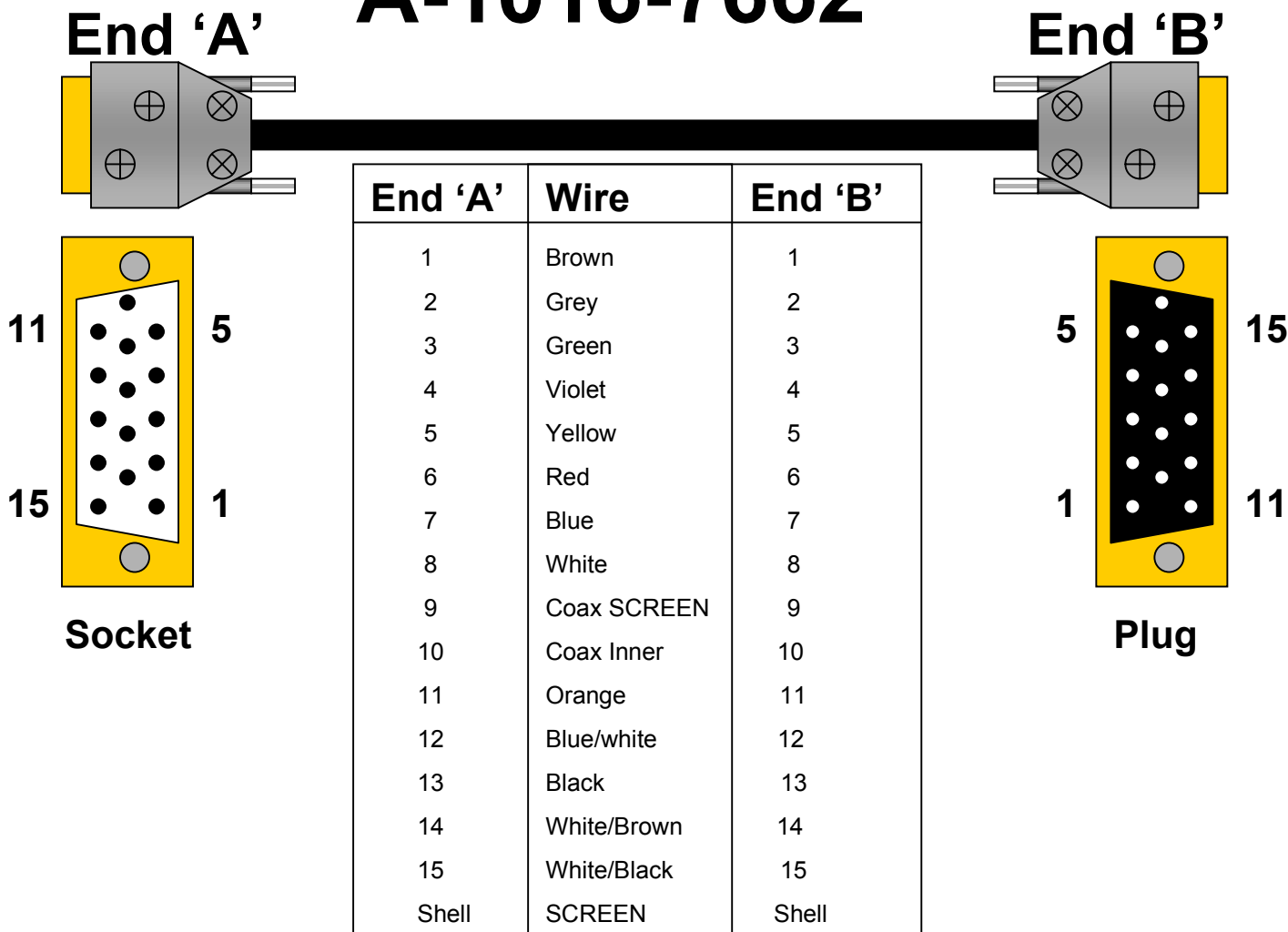
End 'A'	End 'B'	End 'C'	Wire
1	1	1	Red
2	2	2	Blue
3	3	3	Green
4	4	4	Yellow
5	5	5	White
6	6	6	Black
Shell	Shell	Shell	SCREEN



**Drain wire**

# PL101 Cable Assembly

## A-1016-7662

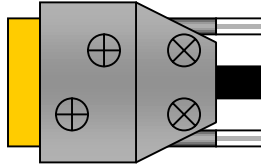


# PL104 Cable Assembly

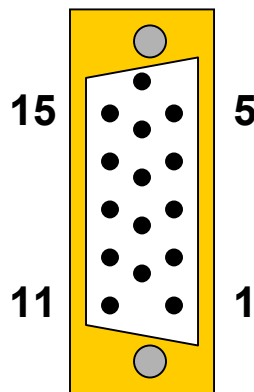
## A-2150-0481

End 'A'

End 'B'

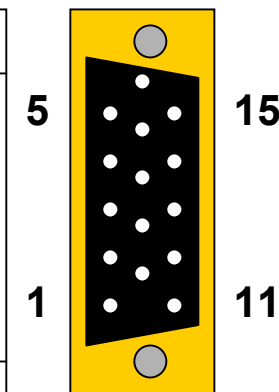


**NOT SUPPLIED**



**Socket**

End 'A'	Wire	End 'B'	Use
6	Blue	6	+24V
7	Yellow	7	0VM
11	Grey	11	+24V
12	Pink	12	0VM
14	White	14	+12V
15	Brown	15	Ground
Shell	SCREEN	Shell	SCREEN
Socket contact crimp			



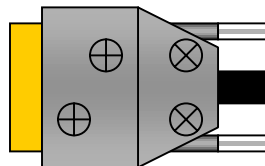
**Plug**

# PL105 Cable Assembly

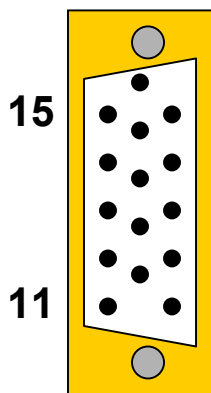
## A-2150-0482

End 'A'

End 'B'

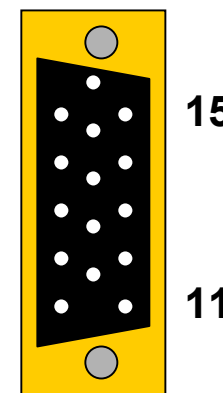


**NOT SUPPLIED**



Socket

End 'A'	Wire	End 'B'	Use
3	Black	3	Twisted pair data
5	Red	5	FROM head
8	Black	8	Twisted pair data
10	White	10	TO head
Shell	SCREEN	Shell	SCREEN
Socket contact crimp			



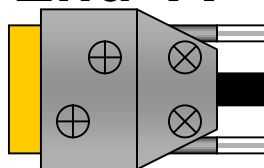
Plug

# PL106 Cable Assembly

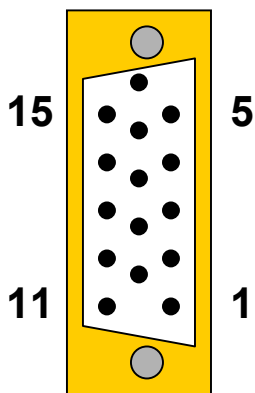
## A-2150-0483

End 'A'

End 'B'

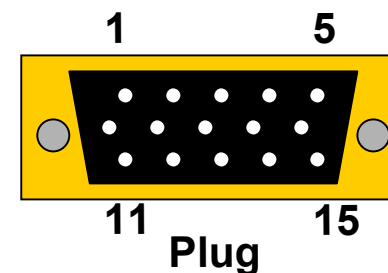


**NOT SUPPLIED**



Socket

End 'A'	Wire	End 'B'
1	Brown	1
2	Black/White	2
3	Green	3
4	Violet	4
5	Yellow	5
6	Red	6
7	Blue	7
8	White	8
9	Coax Outer	9
10	Coax Core	10
11	Orange	11
12	Blue/White	12
13	Grey	13
SEE NOTE *	Brown/White	SEE NOTE*
Shell	SCREEN	Shell
Male contact pin crimp		



**NOTE\*:**

To enable the use of OTM3 & OTP6M optical probe systems with a PHS1 or PH10 kinematic installation, the 'Brown/White' wire is to be connected in parallel with the 'Green' wire (Pin 3).

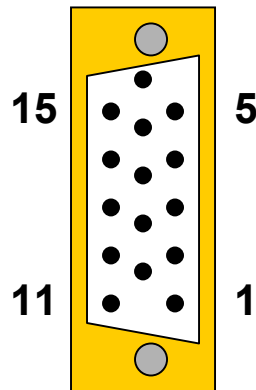
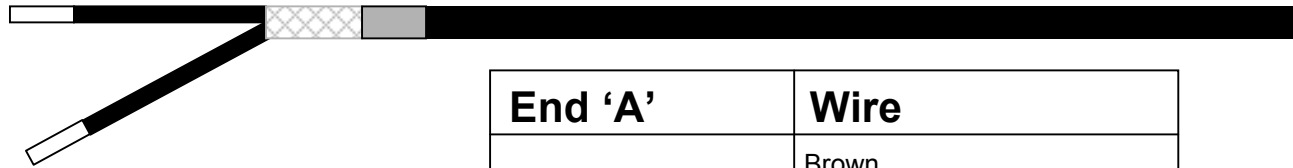
If optical probing is NOT required, the 'Brown/White' wire is to be cut back flush with the outer sheath.

Once this wire is removed, use of the optical probe systems will NOT be possible without complete replacement of the probe cable and parallel connection of the 'Brown/White' and 'Green' wires.

# PL107 Cable Assembly

End 'A'

## A-2150-0484




Socket

End 'A'	Wire
	Brown
	Black/White
	Green
	Violet
	Yellow
	Red
	Blue
	White
	Coax Outer
	Coax Core
	Orange
	Blue/White
	Grey
	Brown/White
14	White
15	Brown
Shell	SCREEN
Male contact pin crimp	

# PL112 Cable Assembly

## A-2172-0004



Use	End 'A'	Wire	End 'B'	End 'C'	Use	End 'A'	Wire	End 'B'	End 'C'
STOP (Out)	----	Red	1	1	OVERTRAVEL	----	-----		18
PPOFF (Out)	----	Blue	2	2	LED OFF (IN)	8	Violet		19
0V (Out)	----	Green	3	3	PDAMP (IN)	7	Brown		20
+5V (Out)	----	Yellow	4	4	150R PULL UP	6	Black		21
SYNC (Out)	----	White	5	5	PROBE SIGNAL	5	White		22
HALT (Out)	----	Black	6	6	LED A (IN)	4	Yellow		23
PDAMP (Out)	----	Brown	7	7	0V (IN)	3	Green		24
LEDOFF (Out)	----	Violet	8	8	PPOFF (IN)	2	Blue		25
READ (Out)	----	Orange	9	9	STOP (IN)	1	Red		26
PROBE RETURN	9	Orange	----	10	SCREEN	Shell	-----	Shell	Shell
O/T RETURN	----	-----	----	17	-----	----	-----	----	----



# PL113 Cable Assembly


## A-2172-0005



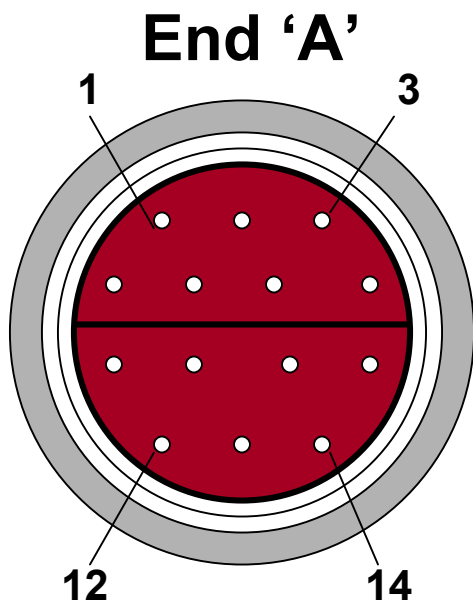
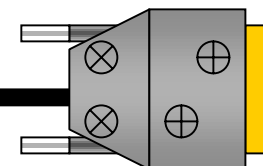
End 'A'	Wire	End B	End 'A'	Wire	End 'B'
---	---	1	7	Blue	18
---	---	2	---	---	19
---	---	3	---	---	20
---	---	4	---	---	21
---	---	5	---	---	22
---	---	6	---	---	23
---	---	7	---	---	24
---	---	8	---	---	25
---	---	9	---	---	26
---	---	10	SHELL	---	SHELL
5	Red	11	-----	---	-----

# PLM6 Cable Assembly

## A-1016-7564

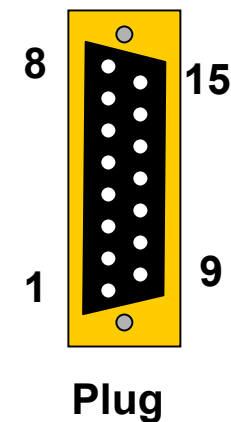


**NOTE: Lemo chassis connector supplied loose.**




Wire	End 'A'	End 'B'
SCREEN	11	Shell
Violet	3	6
Black	1	14
Brown	2	1
Red	6	12
Yellow	12	3
Blue	13	8
Orange	10	15
White	8	11
Turquoise	7	2
Pink	9	7
Green	5	10
Grey	14	5
Green/Red	4	4

**End 'B'**

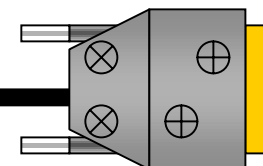


# PLM7 Cable Assembly

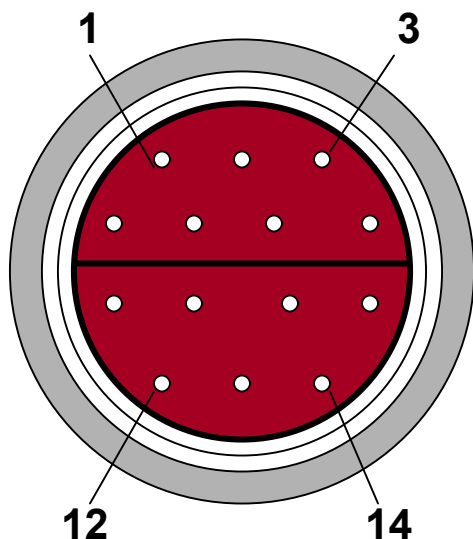
## A-1016-7563



**NOTE: Lemo chassis connector supplied loose.**

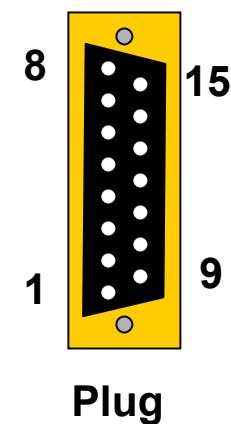


**End 'A'**



Wire	End 'A'	End 'B'
SCREEN	11	Shell
Violet	3	6
Black	1	14
Brown	2	1
Red	6	12
Yellow	12	3
Blue	13	8
Orange	10	15
White	8	11
Turquoise	7	2
Pink	9	7
Green	5	10
Grey	14	5
Green/Red	4	4

**End 'B'**

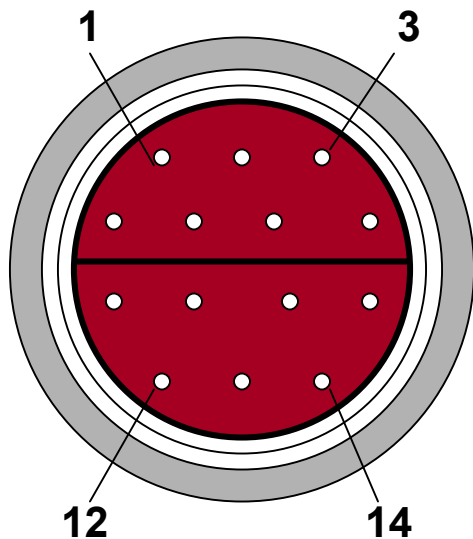


# PLM8 Cable Assembly

## A-1016-7677

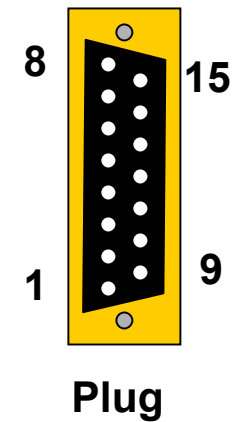


**End 'A'**



Wire	End 'A'	End 'B'
SCREEN	11	Shell
Violet	3	6
Black	1	14
Brown	2	1
Red	6	12
Yellow	12	3
Blue	13	8
Orange	10	15
White	8	11
Turquoise	7	2
Pink	9	7
Green	5	10
Grey	14	5
Green/Red	4	4

**End 'B'**

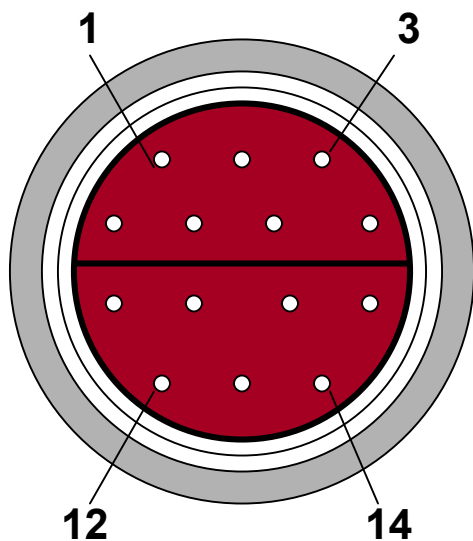


# PLM9 Cable Assembly

## A-1016-7678



**End 'A'**



Wire	End 'A'	End 'B'
SCREEN	11	Shell
Violet	3	6
Black	1	14
Brown	2	1
Red	6	12
Yellow	12	3
Blue	13	8
Orange	10	15
White	8	11
Turquoise	7	2
Pink	9	7
Green	5	10
Grey	14	5
Green/Red	4	4

**End 'B'**

